



SHRI
HOMES

Standard
Inclusions

The Home that YOU Deserve

Turning your House into a Home

Choosing the right home for you is just the start of an exciting journey. This is your chance to make your home completely unique by adding all of the beautiful finishing touches and flourishes that transform a house into a home. We look forwards to assisting you in making your decision.



Stock image

SHRI | Standard
HOMES | Inclusions

Images in this brochure may depict fixtures, finishes and features not supplied by Shri Homes such as landscaping (including planter boxes), fencing, concrete pavers, outdoor fireplaces, BBQ's. For detailed home pricing, please talk to sales consultant. Furthermore, photographs and floor plans used in this brochure may not standard specifications or inclusions and are not to scale. This information is to be used as a guide only and Shri Homes takes no warranties about the accuracy and completeness of this information.





Standard Inclusions

Kitchen

p6

- 7 Appliances
- 9 Colour Choices

Bath & Ensuite

p10

- 11 Paintwork & doors
- 12 Tapware & Basins, Tile Schemes
- 13 Door & Cabinetry Handles

Inside

p14

- 15 Bath & Shower
- 16 Floor & Wall Details
- 17 Stairs, Electrical selections
- 18 Quality Inclusions, Connections

Outside

p20

- 21 Exterior Features
- 22 Roof Tiles, Bricks
- 23 Garage Door Profiles, Gutter, Fascia & Downpipe Colours
- 24 Outdoor Room





Kitchen

Preparing a *feast* every night

Enjoy sleek stainless steel appliances in a kitchen where you'll want to spend time entertaining family and friends. To create the kitchen of your dreams, create a colour palette with high-quality Laminex colours.



Appliances

Got Questions? Speak with your Interior Design Consultant



Cooktop

Technika 90cm 8 Function Dual Fuel Cooker



Oven

Technika 90cm 8 Function Dual Fuel Cooker



Rangehood

Technika 900mm Stainless Steel Canopy Rangehood – CHEM52C9S-5



Kitchen Sink

Vogue 870R Double Bowl Undermounted kitchen sink

Kitchen Items

Got Questions? Speak with your Interior Design Consultant



Images in this brochure may depict fixtures, finishes and features not supplied by Shri Homes. For detailed home pricing, please talk to sales consultant. Furthermore, photographs and floor plans used in this brochure may not standard specifications or inclusions and are not to scale. This information is to be used as a guide only and Shri Homes takes no warranties about the accuracy and completeness of this information.

Tiles Splashback

Standard Inclusions tiled kitchen splashback



B6051



QP61003



BA6618

kitchen Mixer

Zeavola Z-3807 Sink Mixer



Cabinetry & Benchtops : Most Used Colours

Got Questions about colours? More colour options available in Studio Shri Selection Centre, Speak with your Interior Design Consultant.



Gossamer White Ravine



Nouvea Grey Matt




Nickel Matt



Palomera Oak Woodmatt



Maroso Milan Legato



Havana Oak Woodmatt



Gasoli Lini Matt



Natio Walnut Matt



New Barron Alder Matt

Bath & Ensuite

Relax and *Rejuvenate*

Your bathroom should be peaceful place to relax, rejuvenate and prepare for the day, or an exciting evening out. We have everything you need to create a space to escape to - all you have to do is make your choices, and enjoy!



Images in this brochure may depict fixtures, finishes and features not supplied by Shri Homes. For detailed home pricing, please talk to sales consultant. Furthermore, photographs and floor plans used in this brochure may not standard specifications or inclusions and are not to scale. This information is to be used as a guide only and Shri Homes takes no warranties about the accuracy and completeness of this information.



Bath

Base rectangular inset white acrylic bath with chrome waste.



Shower Base

Tiled shower base



Shower Screen

Chrome Adjustable Semi Frameless Shower Screen



Cabinetry

Plytec Laminated - Gloss or Matt finish



Mirrors

Silver backed with polished edges



Toilets

Base Link toilet Suite

Tapware & Basins

Got Questions? Speak with your Interior Design Consultant



Basin
Round Solid Surface Basin



Basin Tapware
Cubus Basin mixer



Shower Head & Arm
Zeavola V9000B



Laundry Trough & Cabinet
600500870mm Laundry Tub Polyurethane Cabinet Stainless Steel 1 Bowl Sink 45L



Wall Tapware
Cubus Bath Mixer with Diverter



Bath Outlet
Cubus Wall Spa Set with Backplate Spout




Laundry Tapware
Bas2207 Sink Mixer

Tile Selections

Got Questions? Speak with your Interior Design Consultant

Wall Tiles



A Class Tiles - CK64186PA



A Class Tiles - 6634 Matt



A Class Tiles - CK64185PA



A Class Tiles - 6856 H

Floor Tiles



A Class Tiles - X63127



A Class Tiles - 6B6114



A Class Tiles - B6051



A Class Tiles - PR6612

Door Handles

For more information speak with your Interior Design Consultant



Gainsborough Satin Chrome G4 Series Florence Passage



Gainsborough Satin Chrome G4 Series Amelia Privacy Lever set



Gainsborough Bright Chrome G4 Series Right Handed Olive Dummy Lever set



Lockwood Velocity L3



Gainsborough Bright Chrome



Gainsborough Bright Chrome



Lane 65mm Brushed Satin Chrome



Lockwood Summit Velocity Satin Chrome Pearl

Cabinetry Handles

For more information speak with your Interior Design Consultant



Lane 25mm Chrome Plated Hollow Mushroom



Hafele 172 x 26mm Silver Colour



Hafele 200 x 23mm Black Nickel



Hafele 204 x 26mm Nickel Brushed



Hafele 169 x 22mm Nickel Brushed



Hafele 142 x 34mm Grey Anodised



Hafele 142 x 34mm Matt Black



Hafele 204 x 26mm Black Used

Interior

An interior is the natural projection of its *Soul*.

It's all in the details and how everything comes together to make a house into a beautiful home. Take your time and make sure that everything is exactly how you want it. We're here to assist! With our 3-coat paint system, your home will look freshly painted for years. We use Dulux Wash 'n Wear Matt paint, which is of high quality. Easily remove marks, scuffs, and stains; It's a guarantee that the look of your home stands the test of time!




Images in this brochure may depict fixtures, finishes and features not supplied by Shri Homes. For detailed home pricing, please talk to sales consultant. Furthermore, photographs and floor plans used in this brochure may not standard specifications, stock images or inclusions and are not to scale. This information is to be used as a guide only and Shri Homes takes no warranties about the accuracy and completeness of this information.



Paintwork

Internal Walls: 3-coat paint system




Shelving

Pantry/Linen: 4 shelves
Walk-in-Robe: 4 shelves



Internal doors

Flush panel 2340mm high with Door stops



Storage doors

To be decided by clients

*If applicable (home specific). All images in this brochure are for illustrative purpose only and while every effort has been made to accurately represent colours, finishes and products, actual colours may vary. We recommend you to Visit Studio Shri for a true representation for all products.

Ceiling Height

2700mm ceiling height. Speak to your Sales Consultant for more options.



Mouldings - Floor & Wall Details

Got Questions? Speak with your Interior Design Consultant



Skirting

Porta 92 x 18mm 2.7m Half Splay Primed Pine Moulding



Architraves

Porta 92 x 18mm 2.7m Half Splay Primed Pine Moulding



Cornice

Gyprock CSR 90mm x 3600mm Cove Plaster Cornice

Stairs

Got Questions. Speak with your Interior Design Consultant.



Electrical Inclusions

Got Questions. Speak with your Electrical Design Consultant.



Power Points

DETA Double Power Point



Light Switches

DETA Single Vertical Switch



Smoke Detectors

HPM 240v Photoelectric Smoke Alarm



Exhaust Fans

abc Deta 250mm Ball Bearing Exhaust Fan

Quality Assurance

Got questions Speak with your sales consultant.

LIFETIME

STRUCTURAL GUARANTEE

SHRI
HOMES

BUILD WITH
CONFIDENCE

For your *peace* of mind

6-stage Quality Assurance
Inspection checklist:

1. **Slab Pour**
2. **Bricks**
3. **Frame**
4. **Pre-Plaster**
5. **Fix**
6. **Completion**

Shri Homes prioritizes building long-lasting homes, not just focusing on the visible elements but also on ensuring that the unseen materials and workmanship are of excellent quality. We have a 6-stage Quality Assurance (QA) inspection checklist that their Site Manager conducts during the construction process to guarantee high standards. In addition, a specialized QA team consisting of Shri employees conducts mandatory Pre-Plaster and Completion inspections.

For more information visit shrihomes.com.au

Quality Assurance

Got questions Speak with your sales consultant.



Slab Construction

Slab Construction to class "M" Classification



Framing

90mm thick stabilised timber framing throughout the home with 70mm timber on the garage and external walls



Ceiling battens

Your home will be perfectly finished with battens including in all large living areas, this will ensure there are no dips, bows or any other warping of your ceiling,



Insulations

Ceiling: R4.0 Glasswool batts to house only (excludes outdoor room, portico, garage & batts between floors of double storey home).
External walls: R2.0 Glasswool batts (includes party wall between house & garage) plus weather Wrap to ground & first floor



Heating

Rinnai Builder Series 26 litre Continuous Flow Hot Water Heater

Quality Assurance

Got questions Speak with your sales consultant.



Solar Hot Water



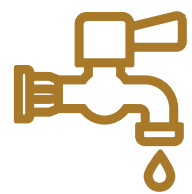
Sewerage system



Gas supply



Underground Power



Water supply & Stormwater

Exterior


The curb *Appeal* is a given feature.

The main focus is on creating a “WOW” factor, which is the impression your home makes on people passing by. The goal is to have a home that reflects your individual style and personality, and is visually striking. This will ensure that your friends, family, and neighbors recognize that your home is not only new, but also the most aesthetically pleasing on the street.



Quality Assurance

Quality materials from trusted brands help form great street appeal and enjoyable outdoor living. Got questions? Speak with your Design consultant.



Brickwork

Choose from colour selection on page-22



Mortar Joints

Natural rolled mortar joints.



Roof Tiles

Concrete tiles, choose from inclusion range on page-22



Roof Plumbing

Choose from Metal fascia, Gutter and Downpipe Selection on page-23



Infills


Brick infills to front windows. Fibre cement sheet infills to side & rear windows, doors and garage doors.

Roof Tiles

Got questions? Speak with your Interior Design Consultant.



Designer - Cool smoke



Designer - Deep Shadow



Designer - Earth Red



Artisan - Cool smoke



Artisan - Cool smoke



Artisan - Cool smoke

Bricks

More colour choices available, speak with your Interior Design Consultant.



Goldfield Haze - Selkirk




Thunderstorm - Selkirk




Moonshadow - Selkirk



Tawny Heritage - Selkirk




Smooth Red - Selkirk



Wellbourne - Selkirk



Vintage Red Classic - Selkirk



Ironstone - Selkirk

Garage Door Profiles

Got questions? Speak with your Interior Design Consultant.



Slimline - Woodgrain texture



Ultraline - Woodgrain texture



Classic Panel - Woodgrain texture




Slimline - Woodgrain texture

Garage Door / Gutter / Fascia / Downpipes - Colours


More colour choices available, speak with your Interior Design Consultant.




Monument



Surfmist



Gully




Windspray



Basalt



Namadji



Dover White



Dune

Outdoor Area

Includes concrete base floor and painted plaster ceiling (available on selected Homes Only).

With the addition of an outdoor room, you can enjoy a seamless flow between indoor and outdoor living, creating a unique and enjoyable lifestyle. These outdoor rooms are only available in certain home designs, so you can inquire about the specifics from your Sales Consultant.



Image is indicative only. Materials and features differ dependent on each homes's Design and Inclusion. See your Design consultant for details.



Windows

Aluminium Windows

*Product Specific



Pedestrian Garage Door

Include entrance set




Door Furniture

Lockwood Summit Velocity Satin
Chrome Pearl

Front Entry Door

Paint Finished 2340 x 1020mm Door



Slimlite VSLM 204

Slimlite VSLM 201


Sliding Doors

Aluminium Framed Sliding Doors. *Home and room specific




External Popular Paint Colours

Colourbond colours can be used on a range of items throughout your home.



Dover White




Surfmist



Dune



Jasper




Shale Grey



Windspray



Basalt



Monument

About us

At *Shri Homes*, buildings have never been just about constructing houses it's about creating certainty, trust, and homes that genuinely improve the way people live.

Over the years, I've had the privilege of working closely with families who place immense trust in us during one of the most important moments of their lives. I understand that building a home is not merely a financial decision, it is deeply personal. That understanding continues to shape the way we think, build, and operate at SHRI.

Every project we take on begins with listening. We take the time to understand our client's needs, their land, their lifestyle, and their long-term goals before a single line is drawn. This allows us to deliver homes that are thoughtfully designed, priced transparently, and built with care not rushed, not compromised, and never unclear.

What truly sets SHRI Homes apart is our commitment to doing things the right way. From honest quoting and clear inclusions to structured processes, detailed quality checks, and strong communication, we focus on eliminating uncertainty at every stage of the journey. We believe clients deserve clarity, accountability, and a builder who stands by their word.

I am extremely proud of the team behind SHRI Homes. Each member brings expertise, integrity, and a shared commitment to quality. Our systems, processes, and standards are not accidental, they are the result of continuous improvement and a genuine desire to deliver a better building experience. We work closely with our clients, consultants, and trusted partners because collaboration is key to achieving consistently high outcomes.

As we move forward, our vision remains clear. We are committed to delivering high-quality custom and lifestyle homes, while continuously refining our processes and approach to stay ahead in a constantly evolving industry without ever compromising the values that define who we are.

Most importantly, we aim to build long-term relationships, not just homes. Whether you are building your family home or investing for the future, our promise is simple; we will treat your project with the same care, responsibility, and attention as if it were our own.

I look forward to the opportunity to build with you.

Himanshu,
Director of SHRI Homes







Standard Inclusions

Head office

3/17 Perpetual St,
Truganina VIC 3029



INSTAGRAM
@shrihomes

Stay in touch



FACEBOOK
@ShriHomesVictoria



LINKEDIN
@shrihomes

Head Office Hours 9:00am - 5:30pm

info@shrihomes.com.au
www.shrihomes.com.au

Designed by STUDIO CORELANDS

info@corelands.com.au
www.corelands.com.au

As of April 2023, it is strictly prohibited to reproduce this brochure in whole or in part. This brochure serves as a guide only, and the images presented are intended to illustrate Upgrade options available for an additional cost or features not provided by Shri Homes, including landscaping, fencing, window furnishings, built-in joinery, decorative lighting, decor, and furniture. Please note that facade details, such as entry doors and window sizing and placement, may vary between house types and sizes. Additionally, the floor plans depicted in this guide are based on the standard floor plan and are not drawn to scale. For specific details and dimensions, please refer to the floorplan brochures on the working drawings and requirements regarding orientations, developer guidelines, and/or Council Guidelines. Availability of standard inclusions is subject to change, and Shri Homes reserves the right to alter the design and/or inclusions without prior notice. Shri Homes does not offer any warranties regarding the accuracy or completeness of the information provided in this guide. For more information, please consult a New Home Consultant. Copyright 2023 Shri Homes Pty Ltd.

SCAN ME



www.shrihomes.com.au